







REPASANDO LAS VOCALES

Repasa el trazo primero con **lapicero** y después con **rotulador** de colores.

FICHA 1: La letra A



FICHA 2: La letra E



ELEFANTE

Ficha 3: La letra I


Nombre: _____

Fecha: _____

Ficha N.º: __



Irene





Inés

Tracing practice for the letter 'I'. The first row shows a solid 'I' with stroke order arrows: 1 (horizontal top bar), 2 (vertical stem), and 3 (horizontal bottom bar). This is followed by a row of dashed 'I's for tracing. Below this is a second row of dashed 'I's for independent practice, and a final empty row of handwriting lines.





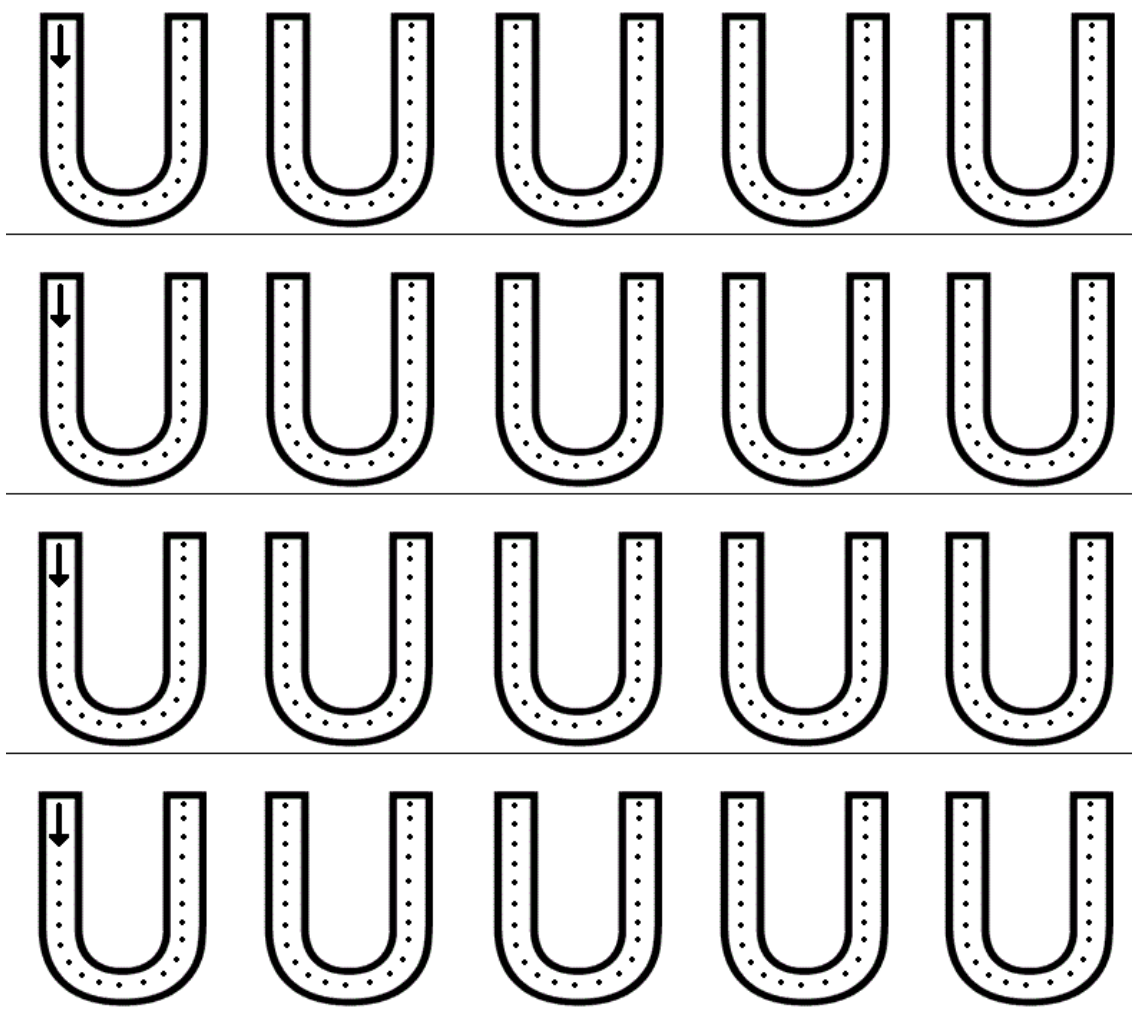
Oscar



Nombre:



FICHA 5: Letra U



NOMBRE : _____